

How to Play

1. Have your friend choose one of the four words: **CLANK**, **BUZZ**, **POP**, or **SNAP**.
2. Spell the word out loud, opening and closing the joke teller with each letter.
3. Have your friend **pick a number**.
4. Open and close the joke teller while counting up to the number that your friend picked.
5. Have your friend **choose a picture**.
6. Lift up the flap, and tell the joke related to the picture!
7. Try out the **surprise science DIY** related to each joke at [KiwiCo.com/surprise!](https://www.kiwico.com/surprise)

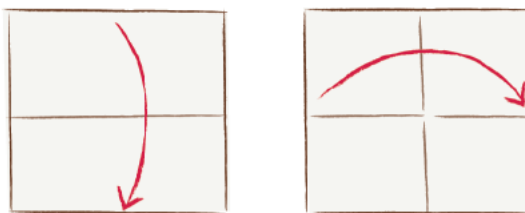
How to Fold the Joke Teller

STEP 1




Cut out the joke teller along the dashed lines.

STEP 2




With the blank side up, fold the joke teller in half top down and side to side.

STEP 3



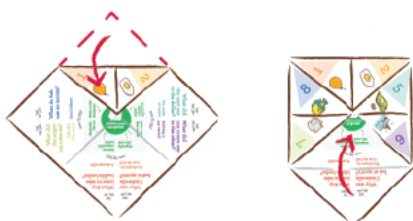
Fold in each of the four corners.

STEP 4



Flip the joke teller over to the side with the jokes.

STEP 5



Fold in each of the four corners again.

STEP 6



Fold the joke teller in half, top down and side to side.

STEP 7



Pinch in each of the corners so they meet in the middle.

STEP 8



Pop out the four flaps with the words. Then slide your thumbs and fingers under the flaps to play!